



How to use the Find a doctor tool

Choosing a doctor, dentist, vision care provider or healthcare facility is an important decision. You can use Humana's Find a doctor tool to search for an in-network provider near you. Using an in-network provider may help you save on out-of-pocket costs for the care you need.

Search for a doctor using one of the search options below or view our [printed directories](#) .

* Required

I'm looking within of

look up by for a

[How Humana selects providers for networks](#)

By selecting search, you agree to the [terms of use](#).

Use Humana's Find a doctor tool to search for an in-network provider near you.

You can filter your search results by:





- **Distance**, search for “doctors near me” (miles within your zip code)
- The **name** of a doctor/facility (such as “Jill Jones” or University Hospital)
- A specific **condition** you need to be treated for (such as diabetes or cold)
- A doctors **Specialty** (such as primary care doctor, or urgent care)
- Which **language(s)** the doctor speaks in their office


There's a link for the [Glossary of Terms](#), located in the footer of the page that will define any word(s) you may not understand.

STEP 1: Search type - choose the tab that matches your search preference (Medical/Dentist/Vision Care/Pharmacy)

Find a doctor

Use the tabs to help you search for a doctor, dentist, vision care provider, or pharmacy.

 Medical  Dentist  Vision care  Pharmacy

Search for a doctor using one of the search options below or view our [printed directories](#) .

Choose the tab that matches what kind of search you want to do.

If you choose the vision care tab, you will see a multiple-choice question asking you to choose your vision coverage. Selecting “Submit” will take you to an off-site tool. Selecting the pharmacy tab also will guide you to a separate pharmacy search tool.

STEP 2: Fill in the blanks and tell us some specifics

A modal will pop up when you select the field labeled “Select a lookup method,” and you will have 3 options. The first option is to search by your coverage type, such as Medicaid, Medicare or insurance through your employer. This is a good option if you don’t have your member ID handy or if you are not yet a Humana member and want to browse. Just remember that in order to view the most accurate results, you should enter a plan or network.

Close X

Select a lookup method

Enter your member ID or sign in for more accurate results.

Coverage type Member ID Sign in

* Required

Coverage type *

Insurance through your employer

Medicaid or Medicare-Medicaid

Medicaid

Select →

Choose coverage type if you don't have your member ID handy.

The second option is to enter your Humana member ID (found on member ID card) and date of birth—just select the tab in the pop-up modal that says “Member ID.”

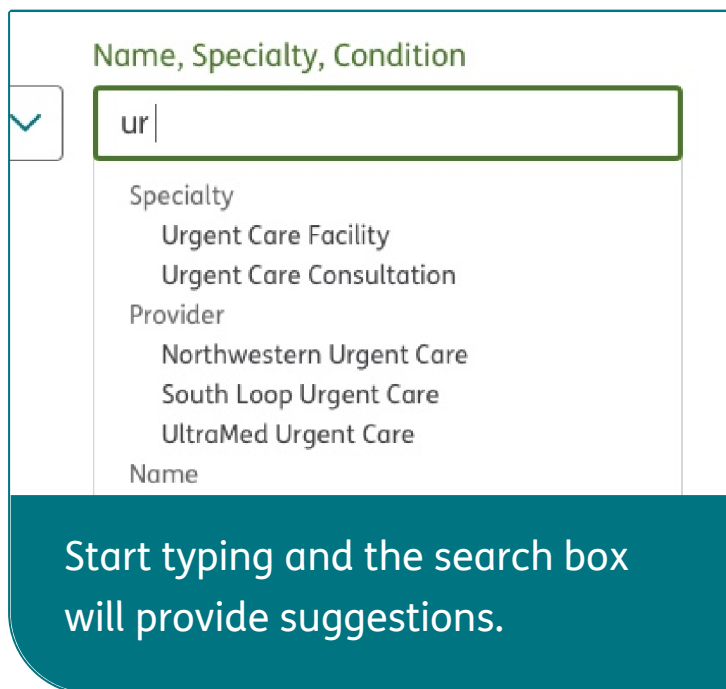
The third search option is to choose the “Sign in” tab. You’ll be taken to the MyHumana sign-in screen where you can sign in using your MyHumana username and password. You’ll end up back on the Find a doctor tool page once you’ve successfully signed in.

The best way to search for a doctor or provider is to use your Humana member ID or to sign in. This will help make sure that your search results are in network and as accurate as possible.

Once you’ve selected your lookup method, you can choose a search category. This is optional but it will help us narrow down your search.

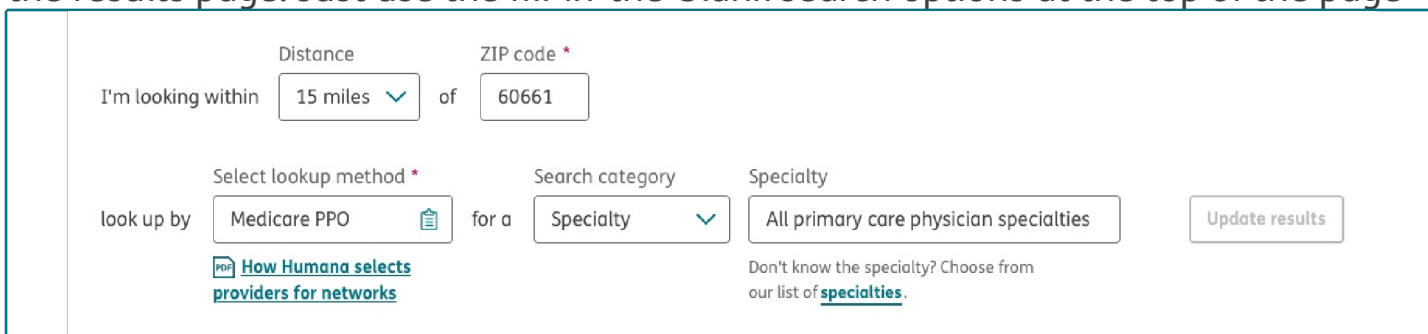
The search box will provide suggestions as you start to type. You can also choose from a list of specialties if you aren’t sure which one you’re looking for.

STEP 3: Results - have you found what you’re looking for?



A screenshot of a search interface. At the top, it says "Name, Specialty, Condition". Below that is a search input field containing the text "ur". To the left of the input field is a small green checkmark icon. Below the input field is a list of suggestions: "Specialty", "Urgent Care Facility", "Urgent Care Consultation", "Provider", "Northwestern Urgent Care", "South Loop Urgent Care", "UltraMed Urgent Care", and "Name". At the bottom of the screenshot is a teal callout box with white text that reads: "Start typing and the search box will provide suggestions."

Take a look at the search results. Have you found the doctor or facility that you are looking for? If you need to revise your search, you can search again without leaving the results page. Just use the fill-in-the-blank search options at the top of the page



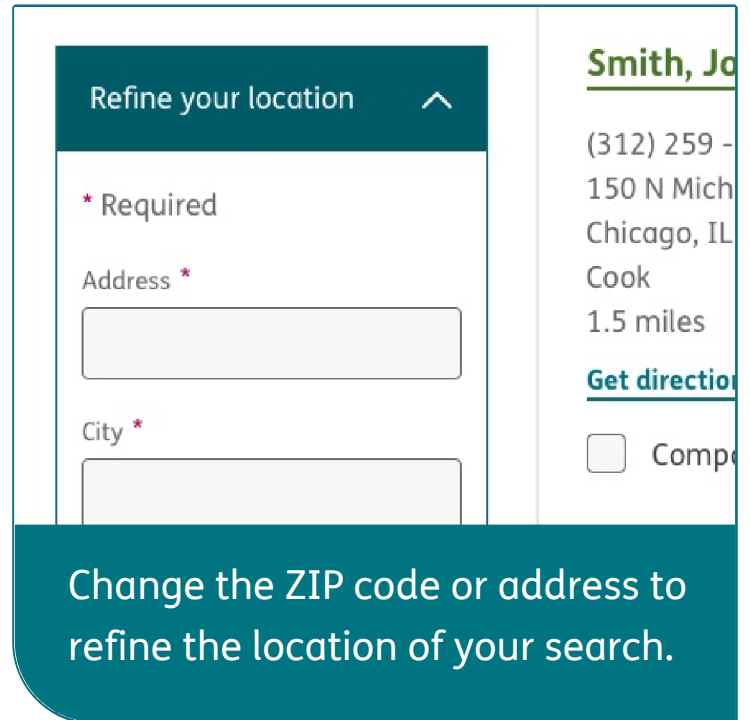
A screenshot of the search filter section on a results page. It includes several input fields and buttons: "I'm looking within" with a dropdown set to "15 miles", "of" with a text input "60661", "Distance" and "ZIP code *" labels, "look up by" with a dropdown set to "Medicare PPO" and a clipboard icon, "Select lookup method *" label, "for a" with a dropdown set to "Specialty", "Search category" label, "Specialty" with a text input "All primary care physician specialties", "Update results" button, "Specialty" label, and a link "Don't know the specialty? Choose from our list of specialties." Below the "look up by" dropdown is a link "How Humana selects providers for networks".

You can revise your search without leaving the results page.

If you want to change your search to look for doctors in another area, then change the ZIP code in the “refine your location” section.

Once you find a doctor that seems like a good fit for your needs, you can:

- Click on the doctor’s name for more details
- Send the doctor’s contact information to yourself via email
- Get directions to the doctor’s office
- Print or save a PDF of the doctor’s contact information to your device



STEP 4: Finding provider groups

You can search by provider groups (for example, “Midtown Cardiology” or “East Side Family Practice”).

To search by provider groups, select “Practice group” under the filter “Affiliations” in the “Filter your results” column, and your results will be sorted by the provider group you choose.

When the link titled “View doctors in the group” appears within a search result, select it to see all the doctors within that group.

Practice focus <input type="checkbox"/> ADHD <input type="checkbox"/> Anxiety disorder <input type="checkbox"/> Chronic illness <input type="checkbox"/> Family therapy	Disorders, Anxiety Disorders View all covered networks Report updated information
Gender ▾ Languages spoken ▾ Accessibility ▾ Essential services ▾	<p>Smith, John A MD</p> <p>(312) 259 - 9021 150 N Michigan Ave Chicago, IL 60601 Cook 1.5 miles</p> <p>Get directions</p> <input type="checkbox"/> Compare
	<p>Rated specialty Family practice</p> <p>Clinical quality ? ♥♥♥♥</p> <p>Cost-efficiency ? 🧑🧑🧑🧑</p> <p>✓ Accepting new patients View doctors in the group Primary care number 123456 Primary specialty Family practice Additional specialties</p>

Select the “View doctors in the group” link within an individual search result to see all the doctors in that group.

STEP 5: Sending contact information

If you want to send the doctor’s contact information and details to yourself by email to look back on later, it’s easy to do. Just select the doctor you are interested in to view his or her detailed information page.

Then select the “Send contact information” link. From here you just need to enter a complete email address and select “Submit.” Your email address will be used for sending the doctor’s information only and will not be shared.

Send contact information

[Read email policy](#)

With this feature, Humana users have the ability to send an email to themselves or someone else with directions and location information about a physician, dentist, or other medical provider. This is a one-time use of the email address provided by the user. It will not be stored in any capacity or shared with third parties. Submitting an email address gives Humana permission to use it for sending the information requested only.

Please enter the correct email address so that we may send you the information you have requested. This email address is for one time use.

* Required

Email address *

Enter your email address to send the doctor’s contact information.

STEP 6: Compare and contrast

If there is more than one doctor that you think would be a good fit for your needs, you can compare up to three side by side. Just select the check boxes next to the doctors that you're interested in learning more about. Then select "Compare now." Once you arrive on the compare page, you can print your results. When you're ready to go back to your search results, just select the "Back to search results" link at the top of the page.

Humana Inc. and its subsidiaries (collectively, "Humana") comply with applicable Federal civil rights laws and do not discriminate on the basis of race, color, national origin, age, disability, sex, sexual orientation, gender identity or expression, transgender status, marital status, military or veteran status, or religion. Humana does not exclude people or treat them differently because of race, color, national origin, age, disability, sex, sexual orientation, gender identity or expression, transgender status, marital status, military or veteran status, or religion.

Y0040_GNHNKPL4EN